

TRAVIS COUNTY ESD #3 BOARD MEETING

TABLE OF CONTENTS

November 24, 2025

1. Agenda	page 1
2. Minutes from December 16, 2024	pages 2 - 3
3. Treasurer's Report	pages 4 - 11
4. Payments over \$2,000	page 12
5. Sales Tax Statistics	pages 13 - 21
6. Chief's Monthly Status Report	pages 22 - 24

NOTICE IS HEREBY GIVEN that the Board of Emergency Services Commissioners of Travis County Emergency Services District No. 3 (TCESD3) will hold a regular and publicized meeting at 7:00 p.m. on Monday, November 24, 2025 in the Community Room of TCESD3 Station 302 located at 4111 Barton Creek Blvd., Austin, Travis County, Texas. The subject of and matters to be considered at said meeting include, among other business, the following:

1. Call to order.
2. Proof of quorum.
3. General visitor communications: Receive comments from visitors.
4. Review and approve the minutes of the October 27, 2025 regular meeting of the District.
5. Review and approval of the Treasurers' monthly report for October 2025.
6. Approve payments over \$2,000 from October 23rd to November 19, 2025.
7. Review of Sales Tax Statistics
8. Review of Chief's Monthly Status Reports
 1. Significant incident runs;
 2. Statistics;
 3. Special Project Updates
9. Other Business:
 1. Report on any ESDCC activities. Announcement of the next ESDCC meeting dates.
 2. Commissioner Announcements (no action will be taken on any such announcements).
10. Announcement of future meeting dates of the Board of ESD 03 Commissioners.
11. Adjourn.

By: _____ Herb Holloway, Business Manager

NOTE: The Board of Emergency Services Commissioners reserves the right to adjourn into Closed Meeting at any time during the course of this meeting to discuss any of the agenda items listed above as authorized by Texas Government Code, Section 551.071 (Consultation with Attorney), 551.072 (Deliberations about Real Property), 551.073 (Deliberations about Gifts and Donations), 551.074 (Personnel Matters), and 551.076 (Deliberations about Security Devices) or other applicable law. Travis County Emergency Services District Number 3 is committed to compliance with the Americans with Disabilities Act. Reasonable modification and equal access to communications will be provided upon request. Please call the District Administrative Office at 288-5534 for information. Hearing impaired or speech disabled persons equipped with telecommunication devices for the deaf may call the statewide Relay Program at 1-800-735-2988 or by dialing '711'. Visitor Communications are regular agenda items at monthly meetings of the Board of Emergency Services Commissioners of Travis County Emergency Services District Number 3. Visitors who wish to speak under Visitor's Communications must sign up before the meeting is called to order. Each person, organization or group wishing to address the Board will be allowed a maximum of three (3) minutes to speak on items on the agenda or other business of the District. Speakers may register in person at the posted location of the meeting, starting 30 minutes prior to the start of the meeting and using the form provided. The speaker will give his/her name, address, organizational affiliation, if any, and indicate the subject he/she intends to address. The Board welcomes citizen comment on any issue, but the Open Meetings Act prohibits any board action on issues not posted on the agenda. The District reserves the right to terminate any presentation by a speaker if it is disruptive of the good conduct of the meeting, or is in violation of law.

The undersigned affirms and states that he posted or caused to be posted a true and correct copy of the foregoing notice at a place convenient to the public at the Travis County ESD3 Administrative Office, 4111 Barton Creek Boulevard, Travis County, Texas, a location within said Travis County Emergency Services District Number 3 at _____ M. on November 18, 2025.

By: _____ Herb Holloway, Business Manager

Minutes of Travis County Emergency Services District #3

October 27, 2025

Attached to and incorporated into these minutes is a copy of the official agenda for the October 27, 2025 meeting.

Under Agenda Item 1 & 2: Commissioner President Edd New called the Travis County Emergency Services District #3 (TCESD# 3, the District) Board of Commissioners' regular meeting to order at 7:00 p.m. A quorum was established with Commissioners David Detwiler, John Villanacci, Carroll Knight, and Matt Escobedo in attendance. Fire department personnel present at the meeting included: Chief Wittig, Assistant Chief Ramsdell, Business Manager Herb Holloway, and Firefighters Patton, Bergman, and Raatz.

Under Agenda Item 3: No Announcements were made.

Under Agenda Item 4: The minutes of the September 22, 2025 Regular meeting were reviewed. Commissioner Villanacci moved to approve. Commissioner Escobedo seconded the motion, which was carried unanimously.

Under Agenda Item 5: The Treasurers Report ending September 2025 was reviewed. Commissioner Knight moved to approve. Commissioner Villanacci seconded the motion, which was carried unanimously.

Under Agenda Item 6: The Investment Officer's Report ending September 30, 2025 was reviewed. Commissioner Villanacci moved to approve. Commissioner Detwiler seconded the motion, which was carried unanimously.

Under Agenda Item 7: Checks over \$2,000 from September 17 to October 22, 2025 were reviewed. Commissioner Villanacci moved to approve. Commissioner Detwiler seconded the motion, which was carried unanimously.

Under Agenda Item 8: Chief Wittig presented the Sales Tax Statistics.

Under Agenda Item 9: Assistant Chief Ramsdell presented the Monthly Status Report. Chief Wittig discussed Special Projects.

Under Agenda Item 10: No announcements were made.

Under Agenda Item 11: It was announced that the next REGULAR Board meetings of TCESD #3 would be held on November 24, December 15, and January 26, 2025 at Station 302.

Under Agenda Item 12: Meeting was adjourned at 8:05 p.m.

NOTICE IS HEREBY GIVEN that the Board of Emergency Services Commissioners of Travis County Emergency Services District No. 3 (TCESD3) will hold a regular and publicized meeting at 7:00 p.m. on Monday, October 27, 2025 in the Community Room of TCESD3 Station 302 located at 4111 Barton Creek Blvd., Austin, Travis County, Texas. The subject of and matters to be considered at said meeting include, among other business, the following:

1. Call to order.
2. Proof of quorum.
3. General visitor communications: Receive comments from visitors.
4. Review and approve the minutes of the September 22, 2025 regular meeting of the District.
5. Review and approval of the Treasurers' monthly report for September 2025.
6. Approve payments over \$2,000 from September 18 to October 24, 2025.
7. Review and approve the Investment Officers Report ending September 30, 2025
8. Review Sales Tax Statistics
9. Review of Chief's Monthly Status Reports
 1. Significant incident runs;
 2. Statistics;
 3. Special Project Updates
10. Other Business:
 1. Report on any ESDCC activities. Announcement of the next ESDCC meeting dates.
 2. Commissioner Announcements (no action will be taken on any such announcements).
11. Announcement of future meeting dates of the Board of ESD 03 Commissioners.
12. Adjourn.

By: _____ Herb Holloway, Business Manager

NOTE: The Board of Emergency Services Commissioners reserves the right to adjourn into Closed Meeting at any time during the course of this meeting to discuss any of the agenda items listed above as authorized by Texas Government Code, Section 551.071 (Consultation with Attorney), 551.072 (Deliberations about Real Property), 551.073 (Deliberations about Gifts and Donations), 551.074 (Personnel Matters), and 551.076 (Deliberations about Security Devices) or other applicable law. Travis County Emergency Services District Number 3 is committed to compliance with the Americans with Disabilities Act. Reasonable modification and equal access to communications will be provided upon request. Please call the District Administrative Office at 288-5534 for information. Hearing impaired or speech disabled persons equipped with telecommunication devices for the deaf may call the statewide Relay Program at 1-800-735-2988 or by dialing '711'. Visitor Communications are regular agenda items at monthly meetings of the Board of Emergency Services Commissioners of Travis County Emergency Services District Number 3. Visitors who wish to speak under Visitor's Communications must sign up before the meeting is called to order. Each person, organization or group wishing to address the Board will be allowed a maximum of three (3) minutes to speak on items on the agenda or other business of the District. Speakers may register in person at the posted location of the meeting, starting 30 minutes prior to the start of the meeting and using the form provided. The speaker will give his/her name, address, organizational affiliation, if any, and indicate the subject he/she intends to address. The Board welcomes citizen comment on any issue, but the Open Meetings Act prohibits any board action on issues not posted on the agenda. The District reserves the right to terminate any presentation by a speaker if it is disruptive of the good conduct of the meeting, or is in violation of law.

The undersigned affirms and states that he posted or caused to be posted a true and correct copy of the foregoing notice at a place convenient to the public at the Travis County ESD3 Administrative Office, 4111 Barton Creek Boulevard, Travis County, Texas, a location within said Travis County Emergency Services District Number 3 at _____ .M. on October 27, 2025.

By: _____ Herb Holloway, Business Manager

Travis County ESD#3
Balance Sheet Prev Year Comparison
As of October 31, 2025

	Oct 31, 25	Oct 31, 24	\$ Change
ASSETS			
Current Assets			
Checking/Savings			
112 · Charles Swab - Cash Sweep	3,080.75	45,611.98	-42,531.23
113 · Treasury Bills - RESERVE	7,842,586.46	6,032,704.03	1,809,882.43
110 · WF ADVISORS - Cash Sweep	791,648.28	5,188.84	786,459.44
100 WF Money Market 8960	3,495,966.38	863,914.66	2,632,051.72
102 WF Checking Plus 8760	48,237.52	389,226.64	-340,989.12
103 WF RESERVE Savings 7928	817,033.64	811,479.56	5,554.08
104 WF General CDs	470,000.00	1,695,000.00	-1,225,000.00
105 WF RESERVE CDs	0.00	960,000.00	-960,000.00
107 WF 2005 & 2013 Bond Debt	4.25	113,131.36	-113,127.11
108 TexPool Investment 001	6,861,410.35	6,569,205.93	292,204.42
109 TexPool RESERVE 002	700,926.32	671,076.13	29,850.19
115 Petty Cash	145.00	145.00	0.00
Total Checking/Savings	21,031,038.95	18,156,684.13	2,874,354.82
Accounts Receivable			
125 Accounts Receivable	95,082.50	103,192.25	-8,109.75
Total Accounts Receivable	95,082.50	103,192.25	-8,109.75
Other Current Assets			
Accounts Receivable - Audit	16,083.00	16,083.00	0.00
Deferred Inflow	-15,482.00	-15,482.00	0.00
123 · Sales Tax Receivable	965,682.56	965,682.56	0.00
1021 Texas Compt. Reserve Acct	9,861.60	9,007.18	854.42
120 A/R Property Taxes 1yr +	147,209.15	147,209.15	0.00
121 Allowance for Doubtful A/Cs	-22,081.00	-22,081.00	0.00
131 · Prepaid Expenses	292,254.35	292,254.35	0.00
Total Other Current Assets	1,393,527.66	1,392,673.24	854.42
Total Current Assets	22,519,649.11	19,652,549.62	2,867,099.49
Fixed Assets			
Land and Land Improvements	1,350,661.00	1,350,661.00	0.00
Fire Trucks and Vehicles	3,630,794.70	3,630,794.70	0.00
Office and Other Equipment	1,135,763.42	1,135,763.42	0.00
Buildings	7,367,126.73	7,367,126.73	0.00
Accumulated Depreciation	-5,730,768.15	-5,730,768.15	0.00
Total Fixed Assets	7,753,577.70	7,753,577.70	0.00
TOTAL ASSETS	30,273,226.81	27,406,127.32	2,867,099.49

Travis County ESD#3
Balance Sheet Prev Year Comparison
As of October 31, 2025

	Oct 31, 25	Oct 31, 24	\$ Change
LIABILITIES & EQUITY			
Liabilities			
Current Liabilities			
Other Current Liabilities			
Accounts Payable - Audit	42,063.26	42,063.26	0.00
200 Deferred Revenue - Prop Tax	125,128.15	125,128.15	0.00
260 Accrued salaries payable	256,649.98	256,649.98	0.00
Total Other Current Liabilities	423,841.39	423,841.39	0.00
Total Current Liabilities	423,841.39	423,841.39	0.00
Long Term Liabilities			
Accrued Vacation Payable	395,966.00	395,966.00	0.00
2013 Limited Bonds	0.00	80,000.00	-80,000.00
Total Long Term Liabilities	395,966.00	475,966.00	-80,000.00
Total Liabilities	819,807.39	899,807.39	-80,000.00
Equity			
Investment in Fixed Assets	7,855,614.52	7,775,614.52	80,000.00
Fund Balance - Unassigned	17,269,188.50	17,269,188.50	0.00
Fund Balance - Assigned	4,351,377.27	1,298,798.80	3,052,578.47
Net Revenue	-22,760.87	162,718.11	-185,478.98
Total Equity	29,453,419.42	26,506,319.93	2,947,099.49
TOTAL LIABILITIES & EQUITY	30,273,226.81	27,406,127.32	2,867,099.49

Travis County ESD#3
Revenue & Expense Prev Year Comparison
October 2025

	Oct 25	Oct 24	\$ Change
Revenue and Expense			
Revenue			
407 INTEREST	113,692.46	74,557.88	39,134.58
410 PROPERTY TAX	2,493.75	1,077.72	1,416.03
415 SALES TAX ALLOCATION	503,142.60	459,549.99	43,592.61
435 FACILITY RENTAL	250.00	8,450.00	-8,200.00
470 FIRE ACADEMY FEES	26,700.00	5,907.00	20,793.00
471 EMT SCHOOL FEES	0.00	4,950.00	-4,950.00
480 DONATIONS	1,000.00	0.00	1,000.00
493 REIMBURSEMENTS	0.00	463,192.33	-463,192.33
Total Revenue	647,278.81	1,017,684.92	-370,406.11
Expense			
500 COST OF REVENUE ACQUISITION	11,062.85	10,191.00	871.85
600 EMERGENCY RESPONSE	52,819.99	59,453.26	-6,633.27
630 CONTINUED EDUCATION	28,659.66	13,442.38	15,217.28
640 HUMAN RESOURCES	509,925.47	744,114.04	-234,188.57
650 ADMINISTRATION	65,122.21	25,383.90	39,738.31
670 PREVENTION/PUBLIC EDUCATION	2,449.50	1,351.23	1,098.27
685 MACKEY FIELD	0.00	1,031.00	-1,031.00
Total Expense	670,039.68	854,966.81	-184,927.13
Net Revenue	-22,760.87	162,718.11	-185,478.98

Travis County ESD#3

Profit & Loss

October 2025

	<u>Oct 25</u>
Revenue and Expense	
Revenue	
407 INTEREST	113,692.46
410 PROPERTY TAX	
4101 Prop Tax Current	2,260.58
4102 Prop Tax Prior	233.17
Total 410 PROPERTY TAX	<u>2,493.75</u>
415 SALES TAX ALLOCATION	503,142.60
435 FACILITY RENTAL	
4351 BC Room Rental	250.00
Total 435 FACILITY RENTAL	<u>250.00</u>
470 FIRE ACADEMY FEES	26,700.00
480 DONATIONS	1,000.00
Total Revenue	<u><u>647,278.81</u></u>
Expense	
500 COST OF REVENUE ACQUISITION	
502 Sales Tax Collection Costs	11,062.85
Total 500 COST OF REVENUE ACQUISITION	<u>11,062.85</u>
600 EMERGENCY RESPONSE	
602 Pagers	40.00
603 Dispatch & Communications	27,054.76
604 Fuel	1,622.41
606 Vehicle Maint & Repairs	8,765.43
608 Vehicle Supplies	4,504.54
609 Uniforms & Protective Gear	519.25
611 Supplies - EMS	904.60
613 Auto Insurance	9,409.00
Total 600 EMERGENCY RESPONSE	<u>52,819.99</u>
630 CONTINUED EDUCATION	
631 Training - EMS	102.13
632 Training - Fire & Rescue	24,131.78
633 Seminars & Conferences	2,503.87
634 Fire Academy	1,921.88
Total 630 CONTINUED EDUCATION	<u>28,659.66</u>
640 HUMAN RESOURCES	
641 Benefits & Payroll Tax	128,385.14
642 Payroll	381,540.33
Total 640 HUMAN RESOURCES	<u>509,925.47</u>

Travis County ESD#3**Profit & Loss**

October 2025

Oct 25

650 ADMINISTRATION	
651 Building Maint.	32,105.14
652 Office Supplies	423.25
653 Station Supplies	2,010.70
654 Bank Fees	
6541 SCHWAB Tex Reg Bank Fees	1,652.48
Total 654 Bank Fees	<u>1,652.48</u>
655 Dues & Subscriptions	5,603.96
656 Information Technology	393.78
658 Property & Liability Insura	13,068.00
659 Professional Services	1,057.50
660 Public Notices/Articles	528.00
661 Telephone	604.55
662 Utilities	7,674.85
Total 650 ADMINISTRATION	<u>65,122.21</u>
670 PREVENTION/PUBLIC EDUCATION	
672 Public Education	2,449.50
Total 670 PREVENTION/PUBLIC EDUCATION	<u>2,449.50</u>
Total Expense	<u><u>670,039.68</u></u>
Net Revenue	<u><u>-22,760.87</u></u>

TRAVIS COUNTY ESD #3

PROPERTY TAX REVENUE COLLECTION COMPARISON

	FISCAL YEAR ENDING				Compared to prior year	
	2025		2026			
	For all prior to 2024 taxes	For Current 2024-2025	For all prior to 2024 taxes	For Current 2025-2026	Month \$	
OCT	\$1,044	\$0	\$2,819	\$0	\$0	0%
NOV	\$19,235	\$37,586			-\$37,586	-100%
DEC	\$1,297	\$1,140,307			-\$1,140,307	-100%
JAN	\$1,019	\$1,623,215			-\$1,623,215	-100%
FEB	\$382	\$179,075			-\$179,075	-100%
MAR	-\$1,453	\$59,344			-\$59,344	-100%
APR	\$241	\$9,669			-\$9,669	-100%
MAY	-\$103	\$15,681			-\$15,681	-100%
JUN	\$777	\$3,484			-\$3,484	-100%
JUL	-\$1,963	\$14,889			-\$14,889	-100%
AUG	-\$19	\$4,249			-\$4,249	-100%
SEPT	-\$965	\$2,919			-\$2,919	-100%
YEAR	\$19,491	\$3,090,417	\$2,819	\$0	-\$3,090,417	
	\$	3,109,909		\$2,819		
		2025-26 Tax Levy		\$3,674,702		

NET CERTIFIED TAXABLE PROPERTY VALUE UPDATES FROM TCAD

Rec'd	FISCAL YEAR ENDING				Inc/(Dec) from	
	2025		2026		Prior Year \$	Prior Year %
	2024	2025	2024	2025		
OCT	\$5,555,074,925	\$5,971,584,957	\$5,971,584,957	\$6,211,657,446	\$240,072,489	96%
NOV	\$5,555,074,925	\$5,971,383,511			\$0	#DIV/0!
DEC	\$5,555,074,925	\$5,971,383,511			\$0	#DIV/0!
JAN	\$5,555,074,925	\$5,959,663,222			\$0	#DIV/0!
FEB	\$5,527,847,891	\$5,957,214,081			\$0	#DIV/0!
MAR	\$5,824,520,221	\$5,960,793,784			\$0	#DIV/0!
APR	\$5,824,520,221	\$5,960,793,784			\$0	#DIV/0!
MAY	\$5,824,520,221	\$5,960,793,784			\$0	#DIV/0!
JUN	\$5,530,028,973	\$6,142,977,998			\$0	#DIV/0!
JUL	\$5,530,028,973	\$6,142,977,998			\$0	#DIV/0!
AUG	\$5,978,769,295	\$6,228,308,479			\$0	#DIV/0!
SEPT	\$5,971,584,957	\$6,228,308,479			\$0	#DIV/0!

2018-2019 Tax Levy on 6,028 Parcels is \$3,281,236,467 at a tax rate of .0975

2019-2020 Tax Levy on 6,025 Parcels is \$3,504,957,784 at a tax rate of .0800

2020-2021 Tax Levy on 6,069 Parcels is \$3,677,674,279 at a tax rate of .0790

2021-2022 Tax Levy on 6,056 Parcels is \$4,022,828,637 at a tax rate of .0650

2022-2023 Tax Levy on 6,056 Parcels on \$4,974,785,781 would compute to a NO NEW tax rate of .0538

ADOPTED RATE FOR 2022-2023 is .0450 or \$2,227,447 in taxes

2023-2024 NO NEW tax rate is .0411

2024-2025 Tax Levy on \$5,971,584,957 at .0530 would levy \$3,164,940 in taxes

2025-2026 Tax Levy on \$6,228,308,479 at .059000 would levy \$3,674,702 in taxes

TXDIST1A		TRAVIS COUNTY TAX OFFICE										DATE 11/06/2025		PAGE 29	
RECEIVABLE BALANCE 'R' REPORT		OVERALL COLL/DIST REPORT										YEAR FROM 0000 TO 2025			
		FROM 10/01/2025 TO 10/31/2025													
		ALL OTHERS													
E03 -- TRAVIS COUNTY ESD #3															
YEAR	TAX BEGINNING	TAX ADJ	BASE TAX COLLECTED	REVERSALS	NET BASE TAX COLLECTED	PERCENT COLLECTED	ENDING TAX BALANCE	P & I COLLECTED	P & I REVERSALS	LRP COLLECTED	OTHER PENALTY COLLECTED	TOTAL DISTRIBUTED			
1992	.00	.00	.00	.00	.00	.00	.00	.00	.00	.00	.00	.00			
1993	.00	.00	.00	.00	.00	.00	.00	.00	.00	.00	.00	.00			
1994	.00	.00	.00	.00	.00	.00	.00	.00	.00	.00	.00	.00			
1995	.00	.00	.00	.00	.00	.00	.00	.00	.00	.00	.00	.00			
1996	.00	.00	.00	.00	.00	.00	.00	.00	.00	.00	.00	.00			
1997	.00	.00	.00	.00	.00	.00	.00	.00	.00	.00	.00	.00			
1998	.00	.00	.00	.00	.00	.00	.00	.00	.00	.00	.00	.00			
1999	.00	.00	.00	.00	.00	.00	.00	.00	.00	.00	.00	.00			
2000	.00	.00	.00	.00	.00	.00	.00	.00	.00	.00	.00	.00			
2001	.00	.00	.00	.00	.00	.00	.00	.00	.00	.00	.00	.00			
2002	18.08	.00	.00	.00	.00	.00	18.08	.00	.00	.00	.00	.00			
2003	20.79	.00	.00	.00	.00	.00	20.79	.00	.00	.00	.00	.00			
2004	598.49	.00	.00	.00	.00	.00	598.49	.00	.00	.00	.00	.00			
2005	593.35	.00	.00	.00	.00	.00	593.35	.00	.00	.00	.00	.00			
2006	676.26	.00	.00	.00	.00	.00	676.26	.00	.00	.00	.00	.00			
2007	827.65	.00	.00	.00	.00	.00	827.65	.00	.00	.00	.00	.00			
2008	1096.93	.00	.00	.00	.00	.00	1096.93	.00	.00	.00	.00	.00			
2009	2455.14	.00	.00	.00	.00	.00	2455.14	.00	.00	.00	.00	.00			
2010	2303.85	.00	.00	.00	.00	.00	2303.85	.00	.00	.00	.00	.00			
2011	2309.70	.00	.00	.00	.00	.00	2309.70	.00	.00	.00	.00	.00			
2012	2515.16	.00	.00	.00	.00	.00	2515.16	.00	.00	.00	.00	.00			
2013	3044.63	.00	.00	.00	.00	.00	3044.63	.00	.00	.00	.00	.00			
2014	2954.52	.00	.00	.00	.00	.00	2954.52	.00	.00	.00	.00	.00			
2015	3109.59	.00	.00	.00	.00	.00	3109.59	.00	.00	.00	.00	.00			
2016	4067.92	.00	.00	.00	.00	.00	4067.92	.00	.00	.00	.00	.00			
2017	5688.83	.00	.00	.00	.00	.00	5688.83	.00	.00	.00	.00	.00			
2018	6836.28	.00	.00	.00	.00	.00	6836.28	.00	.00	.00	.00	.00			
2019	6442.79	.00	.00	.00	.00	.00	6442.79	.00	.00	.00	.00	.00			
2020	5895.33	.00	.00	.00	.00	.00	5895.33	.00	.00	.00	.00	.00			
2021	4903.03	.00	.00	.00	.00	.00	4903.03	.00	.00	.00	.00	.00			
2022	37300.78	.00	5.70	.00	5.70	.02	37295.08	.63	.00	.00	.00	6.33			
2023	38044.84	3.79	171.85	.00	171.85	.45	37876.78	54.99	.00	.00	.00	226.84			
2024	74973.47	17.80	2191.08	44.80	2146.28	2.86	72809.39	439.06	.00	.00	.00	2585.34			
TOTL	206677.41	14.01	2368.63	44.80	2323.83	1.12	204339.57	494.68	.00	.00	.00	2818.51			
2025	3664878.00	.00	.00	.00	.00	.00	3664878.00	.00	.00	.00	.00	.00			

ENTITY															
TOTL	3871555.41	14.01	2368.63	44.80	2323.83	.06	3869217.57	494.68	.00	.00	.00	2818.51			

Checks over \$2,000 for the period of October 23 to November 18, 2025

<u>Date</u>	<u>Num</u>	<u>Name</u>	<u>Memo</u>	<u>Amount</u>
10/27/2025	19531	J. Reed Constructors	Oak Hill Training Tower - Lining System	\$48,000.00
10/27/2025	Draft	Costco Visa Card	Numerous Charges	\$10,489.12
10/28/2025	Draft	Paychex	Employee 457 & Roth Contribution	\$17,075.42
10/28/2025	Draft	Paychex	Employer 401 Matching	\$29,218.00
10/28/2025	Draft	Paychex	Net Payroll	\$132,390.49
10/28/2025	Draft	Paychex	Employment Taxes	\$51,043.34
10/29/2025	Draft	Texas Commission of Fire Protection	Firefighter License	\$2,580.00
11/4/2025	Draft	Money Market	Transfer to cover November operations	\$600,000.00
11/10/2025	Draft	Paychex	Employee 457 & Roth Contribution	\$14,813.91
11/10/2025	Draft	Paychex	Employer 401 Matching	\$25,787.51
11/10/2025	Draft	Paychex	Net Payroll	\$121,927.80
11/10/2025	Draft	Paychex	Employment Taxes	\$43,369.59
11/16/2025	Draft	Wells Fargo Credit Card	Numerous Charges	\$2,228.06
11/18/2025	19534	TAC	Health Insurance	\$50,070.02
11/18/2025	19540	Bound Tree Medical	EMT Supplies	\$3,061.41
11/18/2025	19546	Fire Smart Promotions	Fire Hats, Miscellaneous PR Supplies	\$2,075.00
11/18/2025	19551	Municipal Emergency Services	SCBA Repairs	\$3,676.39
11/18/2025	19553	Setcom Corporation	Three Headsets Stations	\$12,517.56
11/18/2025	19557	The Hartford	Accident Insurance	\$4,517.98
11/18/2025	19561	Waste Management	Trash Service	\$2,642.39

Oak Hill Fire Department
Travis County Emergency Services District #3

Station 301
Circle Drive
9211 Circle Drive
Austin, Texas 78736
512-288-5576
Fax 512-288-5903



Station 302
Barton Creek
4111 Barton Creek
Austin, Texas 78735
Admin 512-288-5534
Fax 512-288-5844

November 2025 Sales Tax Summary

The November allocation reflects sales made during the month of September.

Our November 2025 sales tax allocation was \$509,716 which was down 2.8% (\$14,614) compared to November 2024 but still up 2.7% (\$26,704) fiscal year to date compared to last fiscal year.

Our top 10 large companies accounted for 56.2%, our top 30 large companies accounted for 69.0%, and our top 100 large companies accounted for 83.3% of our total fiscal year to date collections.

Compared to November 2024, we saw an increase from Amazon Marketplace, considerable decreases from most of our regularly reporting landscaping companies, a concrete company, along with the loss of a pest control business last year. We also saw a slight decrease from Vaughan & Sons for November but noted that they were up overall for the two months in this fiscal year compared to last year.

November - Sales Tax Allocations by Year

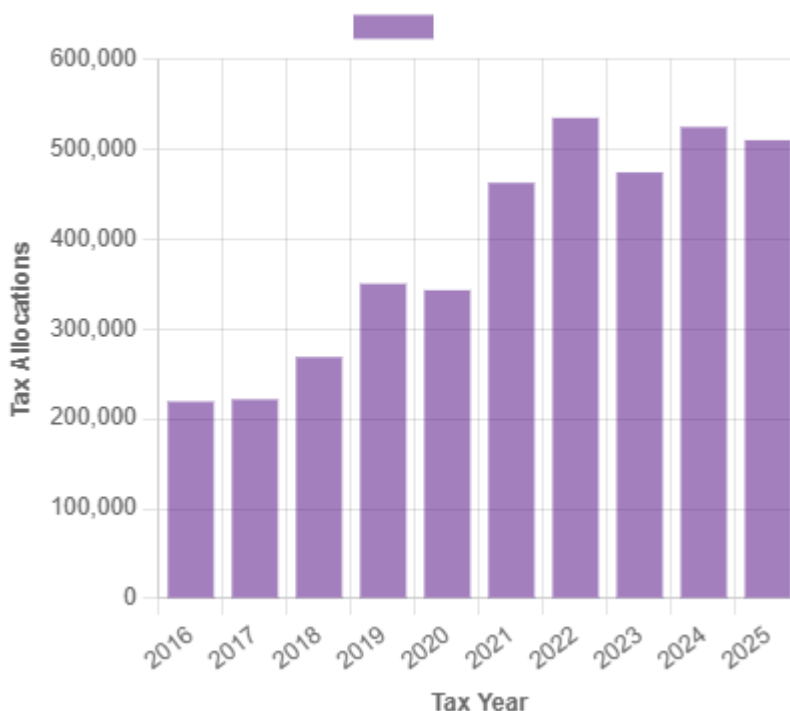


Chart Source: Municipal Advisory Council of Texas (mactexas.com)

SALES TAX SNAPSHOT

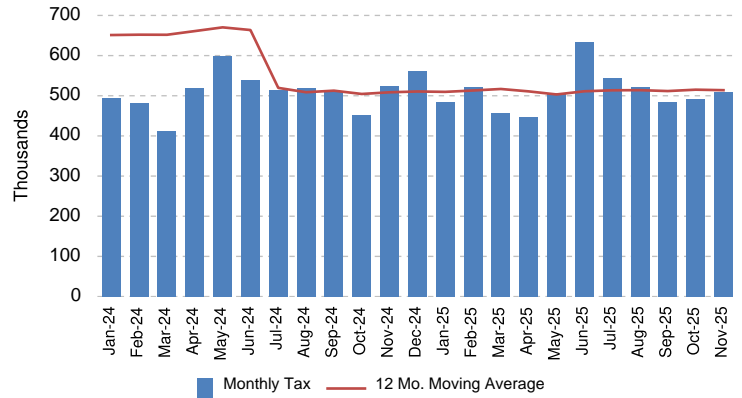
Travis Co Esd 3

Nov-25

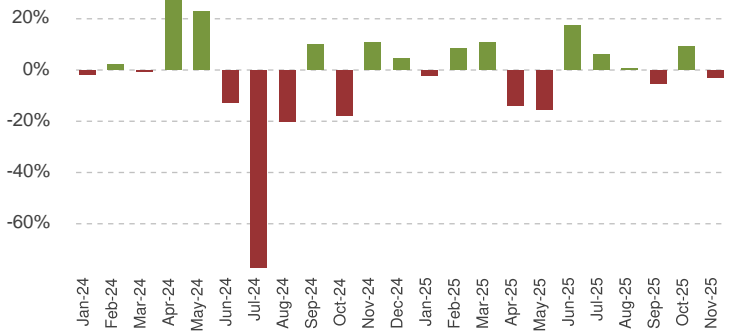
Sales Tax Net Payments

FY Mo.	FY2025	FY2026	YoY % Change
Oct	\$ 451,558	\$ 492,877	9.2%
Nov	\$ 524,331	\$ 509,716	-2.8%
Dec	\$ 561,125		
Jan	\$ 484,410		
Feb	\$ 522,529		
Mar	\$ 457,962		
Apr	\$ 447,360		
May	\$ 507,439		
Jun	\$ 633,163		
Jul	\$ 544,161		
Aug	\$ 522,210		
Sep	\$ 483,708		
FYTD	\$ 975,889	\$ 1,002,593	2.7%
FY Total	\$ 6,139,955		

Sales Tax Net Payments Trend



Sales Tax Net Payments Change - YoY



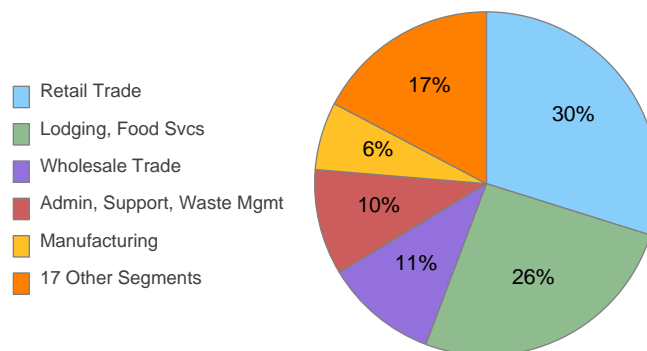
Top 10 Taxpayers

Rank	Company	FYTD Collections	% Total
1	OMNI BARTON CREEK INC.		
2	AMAZON.COM SERVICES LLC (MARKETPLACE)		
3	VAUGHAN & SONS INC.		
4	AMAZON.COM SERVICES LLC		
5	MCCOY CORPORATION		
6	AUSTIN READY-MIX LLC		
7	TOP CHOICE LAWN CARE LLC		
8	FP LEGACY LANDSCAPING LLC		
9	DISCOUNT TIRE COMPANY OF TEXAS INC.		
10	GROVE LANDSCAPES LLC		
Top 10 Companies		\$ 575,633	56.2%
5031	Other Large Companies	\$ 426,014	41.6%
	Small Companies/Other	\$ 15,373	1.5%
	Single Local Tax Rate (SLT)	\$ 6,587	0.6%
Total		\$ 1,023,608	100.0%

Industry Segment Collections Trend - YoY % Chg

SEGMENT	Jun	Jul	Aug	Sep	Oct	Nov
Retail Trade	-0.6%	13.9%	5.8%	-10.0%	22.3%	4.1%
Lodging, Food Svcs	49.1%	25.4%	6.0%	11.0%	24.6%	0.9%
Admin, Support, Waste Mgmt	2.2%	-28.9%	-16.4%	-9.6%	0.0%	-21.8%
Wholesale Trade	-10.8%	-14.9%	-26.8%	-41.4%	16.3%	6.0%
Manufacturing	29.8%	-34.5%	-8.1%	-5.3%	-8.7%	-15.6%
All Others	41.8%	18.0%	9.7%	22.2%	-17.2%	-11.5%
Total Collections	18.3%	5.1%	0.1%	-5.3%	9.4%	-3.8%

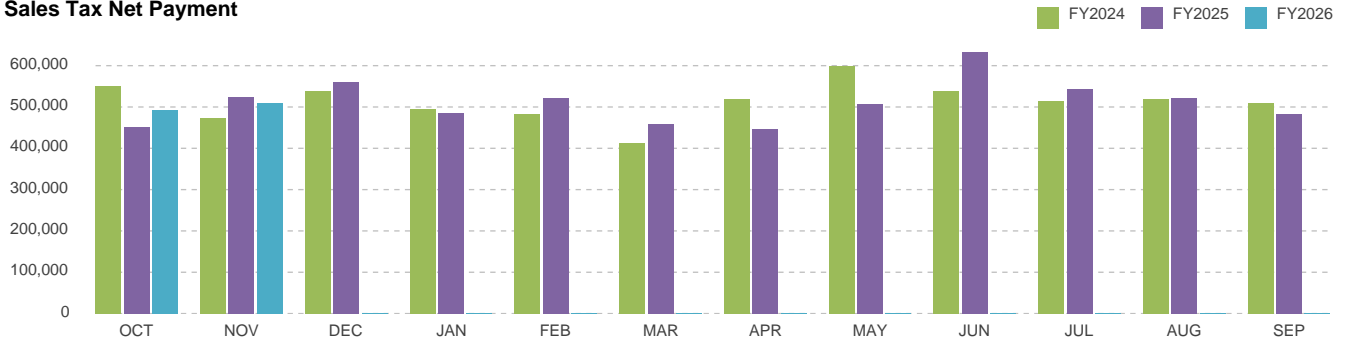
Sales Tax Collections by Industry Segment



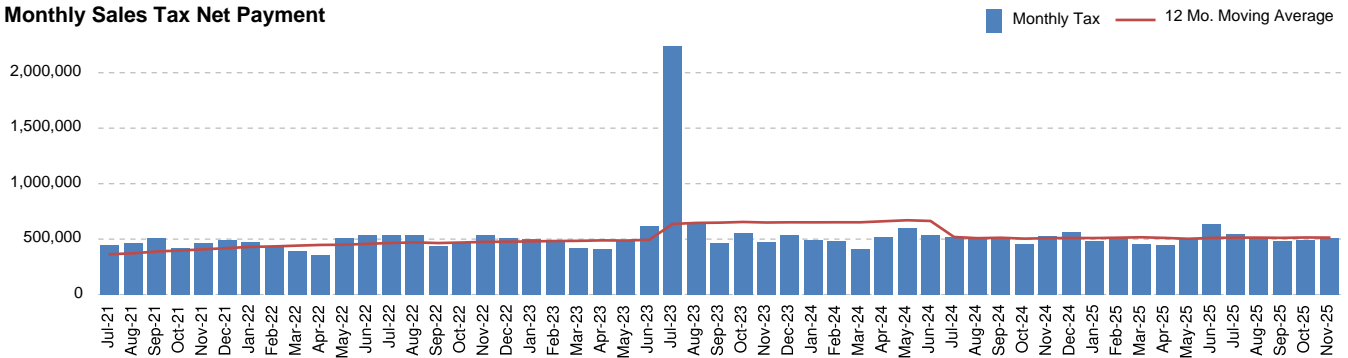
Travis Co Esd 3 - Sales Tax Net Payment Trend

	FISCAL YEAR					Change: FY '26/'25			
	2022	2023	2024	2025	2026	Month		Year-to-Date	
						\$	%	\$	YTD %
Oct	\$ 415,501	\$ 473,139	\$ 550,031	\$ 451,558	\$ 492,877	\$ 41,319	9.2%	\$ 41,319	9.2%
Nov	\$ 462,365	\$ 534,450	\$ 473,926	\$ 524,331	\$ 509,716	\$ (14,614)	-2.8%	\$ 26,704	2.7%
Dec	\$ 493,015	\$ 513,548	\$ 537,490	\$ 561,125					
Jan	\$ 475,924	\$ 503,201	\$ 495,288	\$ 484,410					
Feb	\$ 429,775	\$ 471,711	\$ 482,206	\$ 522,529					
Mar	\$ 395,443	\$ 415,831	\$ 412,888	\$ 457,962					
Apr	\$ 356,380	\$ 408,313	\$ 518,471	\$ 447,360					
May	\$ 512,476	\$ 487,513	\$ 599,214	\$ 507,439					
Jun	\$ 532,652	\$ 618,526	\$ 538,869	\$ 633,163					
Jul	\$ 532,030	\$ 2,242,925	\$ 513,982	\$ 544,161					
Aug	\$ 535,990	\$ 648,884	\$ 518,910	\$ 522,210					
Sep	\$ 435,732	\$ 463,850	\$ 510,495	\$ 483,708					
YEAR	\$ 5,577,284	\$ 7,781,891	\$ 6,151,771	\$ 6,139,955	\$ 1,002,593				
YoY Change		39.5%	-20.9%	-0.2%	na				

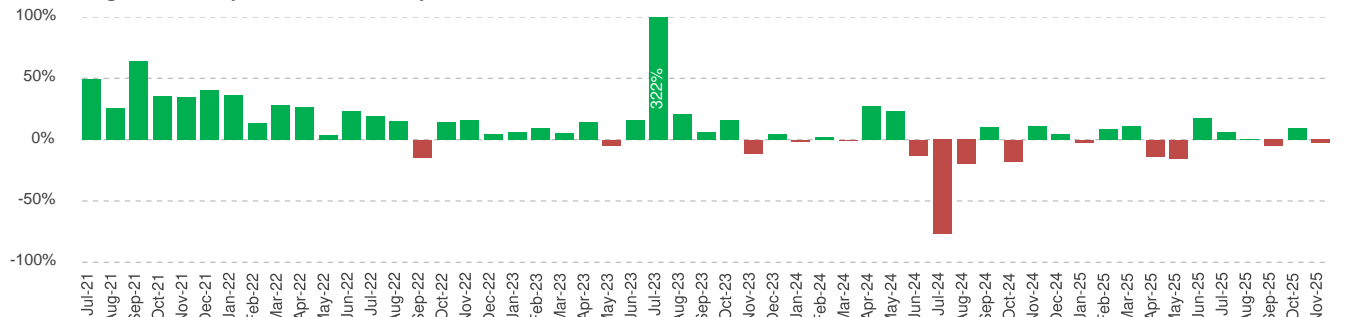
Sales Tax Net Payment



Monthly Sales Tax Net Payment



YoY Change in Monthly Sales Tax Net Payment



Travis Co Esd 3
SALES TAX PAYMENT DETAIL

Nov-25

Fiscal Year: Oct-Sep

COLLECTIONS	Nov-24	Nov-25	Chg. \$ Chg. %	Prior FYTD	Current FYTD	Chg. \$ Chg. %
Current Period	521,606	504,827	(16,779) -3.2%	964,733	991,326	26,593 2.8%
Prior Period	6,952	8,729	1,777 25.6%	15,255	12,702	(2,553) -16.7%
Future Period		17	17 0.0%	3,093	7,075	3,982 128.7%
Audit	979	211	(768) -78.4%	1,343	479	(863) -64.3%
Unidentified	332	93	(239) -71.9%	448	176	(273) -60.8%
Single Local Tax Rate	6,701	6,587	(114) -1.7%	11,249	11,849	600 5.3%
TOTAL	536,572	520,465	(16,107) -3.0%	996,122	1,023,608	27,486 2.8%
Service Fee	(10,731)	(10,409)	322 3.0%	(19,922)	(20,472)	(550) -2.8%
Current Retained	(10,517)	(10,201)	316 3.0%	(19,524)	(20,063)	(539) -2.8%
Prior Retained	9,007	9,862	854 9.5%	19,214	19,520	307 1.6%
NET PAYMENT	524,331	509,716	(14,614) -2.8%	975,889	1,002,593	26,704 2.7%

Travis Co Esd 3
TOP 30 COMPANIES RANK and CHANGE SUMMARY
Nov-25

Fiscal Year: Oct-Sep

Rank*	Company	NAICS Key	Prior Fiscal YTD Sales Tax Collections	Current Fiscal YTD Sales Tax Collections	Change \$	Change %	Current Fiscal YTD % Total Collections
1	OMNI BARTON CREEK INC.	22					
2	AMAZON.COM SERVICES LLC (MARKETPLACE)	9					
3	VAUGHAN & SONS INC.	8					
4	AMAZON.COM SERVICES LLC	9					
5	MCCOY CORPORATION	9					
6	AUSTIN READY-MIX LLC	5					
7	TOP CHOICE LAWN CARE LLC	18					
8	FP LEGACY LANDSCAPING LLC	9					
9	DISCOUNT TIRE COMPANY OF TEXAS INC.	9					
10	GROVE LANDSCAPES LLC	18					
TOP 10 LARGE** COMPANIES			521,121	575,633	54,512	10.5%	56.2%
11	APPLE INC.	5					
12	SITEPRO RENTALS INC.	15					
13	A. M. PETROLEUM INC.	9					
14	YARDDOC LLC	18					
15	AUSTIN EAGLE MANAGEMENT SERVICES LTD.	16					
16	WASTEWATER OPERATIONS LLC	4					
17	J.J. ORION LLC	9					
18	BAREFOOT MOSQUITO AND PEST CONTROL LLC	18					
19	J MAASS INC	4					
20	ELEMENTS GROUP AUSTIN LLC	18					
21	CITY OF AUSTIN	24					
22	PEDERNALES ELECTRIC COOPERATIVE INC.	3					
23	MAGELLAN CRUDE OIL PIPELINE COMPANY L.P.	10					
24	NEW CINGULAR WIRELESS PCS LLC	12					
25	TEXAS DISPOSAL SYSTEMS INC.	18					
26	EBAY INC.	9					
27	ASAP STONE AND LANDSCAPE SUPPLY LLC.	9					
28	MOM'S CONVENIENCE STORE INC.	9					
29	BLUE CHEM INC.	18					
30	PRASLA ENTERPRISE A TEXAS FOR PROFIT CORPORAT 9						
TOP 30 LARGE COMPANIES			692,658	706,506	13,848	2.0%	69.0%
TOP 100 LARGE COMPANIES			832,039	852,223	20,184	2.4%	83.3%
4,940 OTHER LARGE COMPANIES			146,634	149,425	2,791	1.9%	14.6%
SMALL COMPANIES \& OTHER			6,200	10,111	3,911	63.1%	1.0%
SINGLE LOCAL TAX RATE COLLECTIONS (SLT)			11,249	11,849	600	5.3%	1.2%
TOTAL COLLECTIONS			996,122	1,023,608	27,486	2.8%	100.0%
STATE COMPTROLLER FEES			20,233	21,015	782	3.9%	2.1%
NET PAYMENTS			975,889	1,002,593	26,704	2.7%	97.9%

* Ranked by Total of Last Fiscal Year + Current Fiscal YTD

** Businesses whose detailed sales tax data is available

©2025
All Rights Reserved

Travis Co Esd 3
INDUSTRY SEGMENT RANK & CHANGE
Nov-25

Fiscal Year: Oct-Sep

INDUSTRY SEGMENT*	% Total Current YTD Collections	Prior Fiscal YTD Sales Tax Collections	Current Fiscal YTD Sales Tax Collections	Change	
				\$	%
Retail Trade	30.8%	274,018	308,736	34,718	12.7%
Lodging, Food Svcs	27.8%	253,383	278,846	25,463	10.0%
Admin, Support, Waste Mgmt	9.7%	108,939	96,799	(12,140)	-11.1%
Wholesale Trade	9.3%	83,119	93,290	10,171	12.2%
Manufacturing	5.9%	66,940	58,875	(8,065)	-12.0%
Top 5	83.5%	786,400	836,546	50,146	6.4%
Construction	2.4%	37,587	24,385	(13,201)	-35.1%
Prof, Scientific, Tech Svcs	2.0%	28,742	19,735	(9,007)	-31.3%
Other Services	2.4%	25,308	23,921	(1,387)	-5.5%
Real Estate, Rental, Leasing	1.9%	20,084	18,727	(1,357)	-6.8%
Information excl. Telecom	2.1%	22,172	21,464	(708)	-3.2%
Telecom	1.6%	19,278	16,282	(2,996)	-15.5%
Recreation, Arts, Entmt	0.8%	7,936	8,163	227	2.9%
Transportation, Warehousing	0.6%	5,685	5,790	105	1.8%
Utilities	0.6%	8,189	6,507	(1,683)	-20.5%
Public Admin	0.4%	8,322	3,657	(4,665)	-56.1%
Ag, Forestry, Fishing, Hunting	0.6%	5,304	6,323	1,019	19.2%
Unidentified	0.7%	196	6,742	6,545	3332.2%
Education Services	0.2%	2,637	2,201	(436)	-16.5%
Health Care, Social Assistance	0.1%	572	768	196	34.2%
Financial, Insurance	0.0%	248	402	154	62.2%
Mining, Oil/Gas Extr	0.0%	12	13	1	6.5%
Company, Enterprise Mgmt	0.0%		23	23	0.0%
All Other	16.5%	192,273	165,101	(27,172)	-14.1%
TOTAL COLLECTIONS	100.0%	978,673	1,001,647	22,975	2.3%

INDUSTRY SEGMENT	% Change from same month Prior Year					
	Jun	Jul	Aug	Sep	Oct	Nov
Retail Trade	-0.6%	13.9%	5.8%	-10.0%	22.3%	4.1%
Lodging, Food Svcs	49.1%	25.4%	6.0%	11.0%	24.6%	0.9%
Admin, Support, Waste Mgmt	2.2%	-28.9%	-16.4%	-9.6%	0.0%	-21.8%
Wholesale Trade	-10.8%	-14.9%	-26.8%	-41.4%	16.3%	6.0%
Manufacturing	29.8%	-34.5%	-8.1%	-5.3%	-8.7%	-15.6%
All Others	41.8%	18.0%	9.7%	22.2%	-17.2%	-11.5%
TOTAL COLLECTIONS	18.3%	5.1%	0.1%	-5.3%	9.4%	-3.8%

* Ranked by Current + Prior YTD Collections

Data Source: Texas Comptroller of Public Accounts
Analysis: HdL Companies

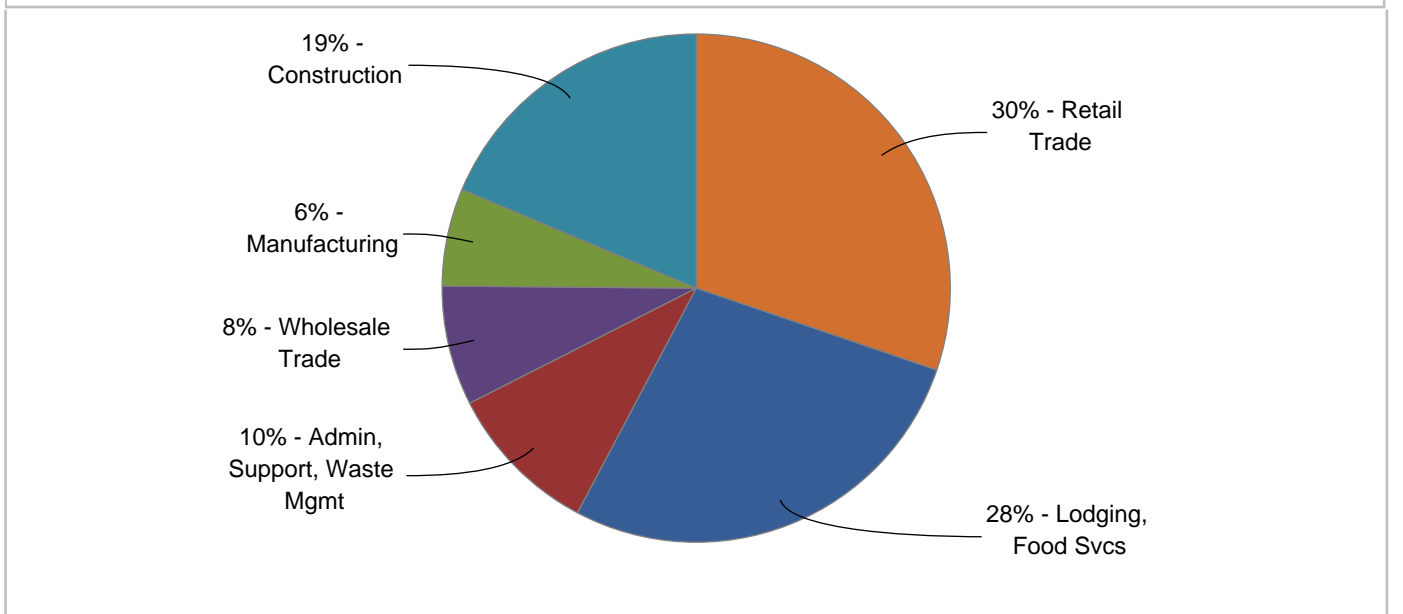
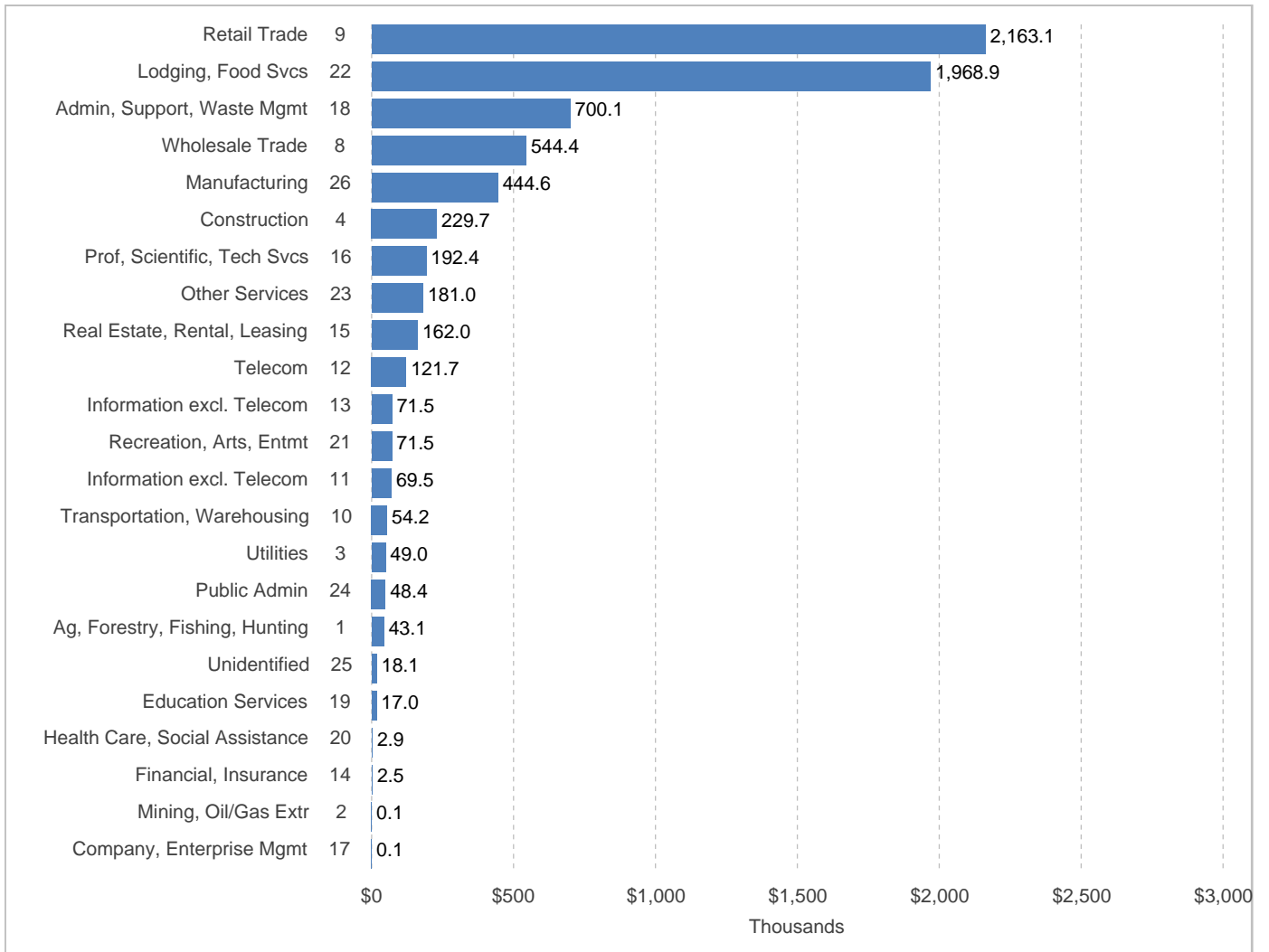
©2025 All Rights Reserved

Travis Co Esd 3

INDUSTRY SEGMENT SALES TAX RANK & DISTRIBUTION

(Prior Fiscal Year + Current Fiscal Year-to-Date)

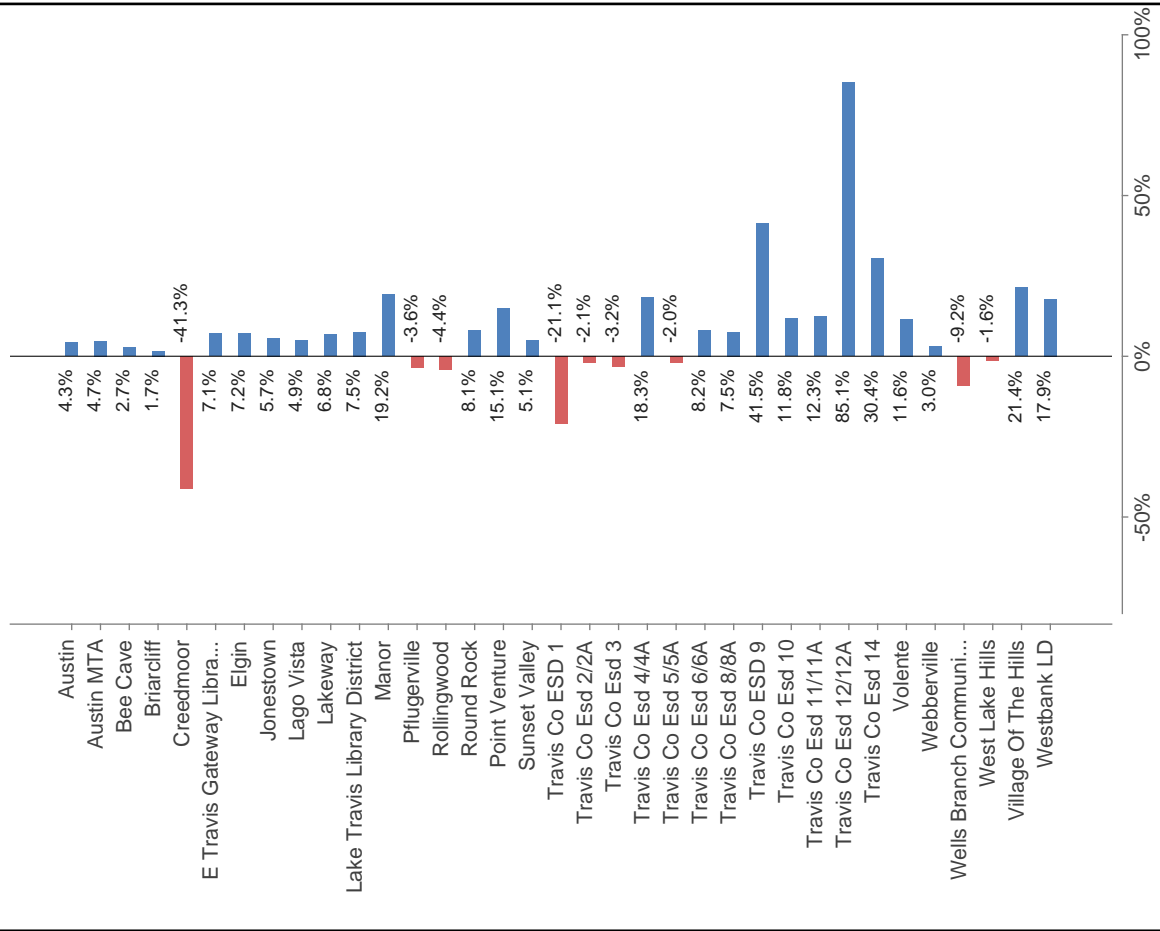
Nov-25



SALES TAX TREND TRAVIS COUNTY Nov-25

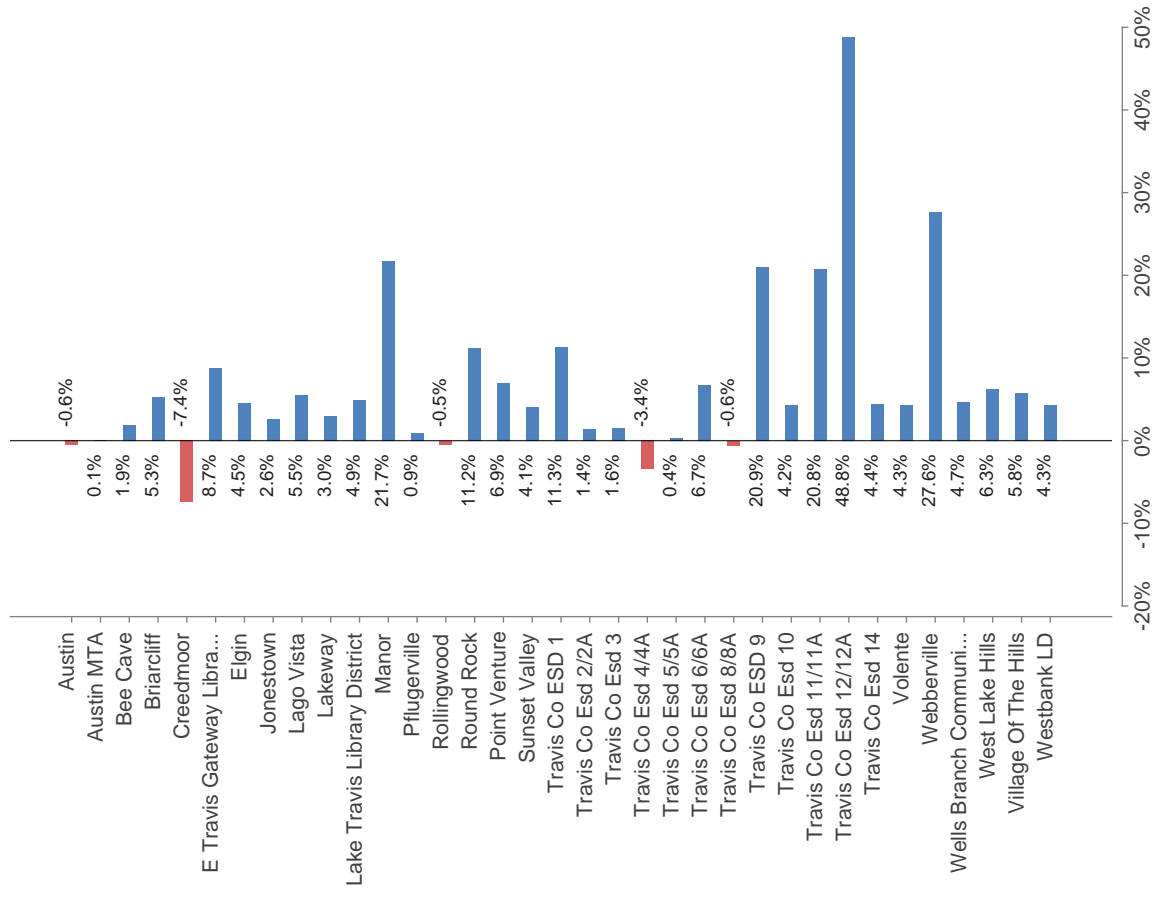
SALES TAX CURRENT PERIOD COLLECTIONS

Current Month
Yr/Yr Change



SALES TAX CURRENT PERIOD COLLECTIONS

Calendar Yr-to-Date
Yr/Yr Change



NAICS KEY

Code	Industry Segment
1	Ag, Forestry, Fishing, Hunting
2	Mining, Oil/Gas Extr
3	Utilities
4	Construction
5	Manufacturing
6	Included in Key No. 5
7	Included in Key No. 5
8	Wholesale Trade
9	Retail Trade
10	Transportation, Warehousing
11	Information excl. Telecom
12	Telecom
13	Included in Key No. 11
14	Financial, Insurance
15	Real Estate, Rental, Leasing
16	Prof, Scientific, Tech Svcs
17	Company, Enterprise Mgmt
18	Admin, Support, Waste Mgmt
19	Education Services
20	Health Care, Social Assistance
21	Recreation, Arts, Entmt
22	Lodging, Food Svcs
23	Other Services
24	Public Admin
25	Unidentified

Oak Hill Fire Department
Travis County Emergency Services District #3

Station 301
Circle Drive
9211 Circle Drive
Austin, Texas 78736
512-288-5576
Fax 512-288-5903



Station 302
Barton Creek
4111 Barton Creek
Austin, Texas 78735
Admin 512-288-5534
Fax 512-288-5844

November 2025 Operations Report

Significant Events

October 5 (C) – Brush Fire – AutoAid Received (Westlake) – 8212 Barton Club Drive

[Truck 302] TK302 was clearing a call at the same location and self-assigned to this call already on the scene. There was reported smoke investigation near the 18th hole on the golf course. TK302 went to the back deck of the hotel and could see some smoke mixed in with fog. After looking on the course, a small amount of smoke seemed to be coming from the wooded area next to hole 18. TK302 and the hotel staff made access to the location and found a small campfire in the woods. Hotel staff had buckets of water and began to put water on the fire. TK302 then cleared the scene after the fire was put out.

[Battalion 301] BAT301 self-assigned to the incident as TK302 was on another call. I arrived on scene and had smoke lingering in the air. TK302 self-assigned to the incident as they had completed the other call they were on. I cleared E903 from the call. TK302 was able to get a golf cart and make it down to where the small fire was. TK302 and ground staff extinguished the fire. I cleared the scene and went back into service.

October 7 (A) – Structure Fire – AutoAid Given (Lake Travis) – 18609 Van Meter Place

[Truck 302] TK302 called out for structure fire. TK302 was the 4th unit to arrive and first truck. On arrival, E602 already had the fire extinguished and was working on extension. TK302 took Inside Truck and the crew did a primary search looking for a small dog. TK302 found the dog upstairs under a bed and finished the primary search while taking the dog out to EMS. Once search was completed, TK302 then assisted E602 with extension and had E801 work on ventilation. TK302 used the gas monitor to check the house. Once levels came back good and the fire extension was clear, we cleared from the inside of the house. Once outside, Command let us know to get our truck back in order and we could clear.

October 19 (A) – Structure Fire – AutoAid Given (Austin) – 6445 Zadock Woods Drive

[Engine 303] E303 was called out for a structure fire. E303 was third engine on scene and went level one staged at a hydrant. We were asked to establish a water supply to E27. E303 crew maximized the hydrant and attached a 5-inch hose to the hydrant and supplied E27. After some time, the fire was out and we were told by Command to disassemble the hydrant and we were good to clear the call. E303 cleared the call and went back into service.

[Truck 302] TK302 arrived as the 3rd truck on scene and was directed by Command to gather equipment and standby at the Command Post. TK302 was never assigned a task and was cleared about 10 minutes later. TK302 cleared and returned to service.

[Battalion 302] BAT302 was dispatched to a structure fire in the CoA. On arrival, several units were on scene including BAT08, who was Incident Command. This was an attached garage that was involved with light white smoke and little volume. The fire was contained to the garage on the Alpha side. After the fire was under control, all Oak Hill units were cleared.

Aid Responses

Austin
 Travis County ESD #1
 Pflugerville – TCESD #2
 Manchaca – TCESD #5
 Lake Travis FR – TCESD #6
 Pedernales – TCESD #8
 Westlake – TCESD #9
 CE-Bar – TCESD #10
 Travis County ESD #11
 Manor – TCESD #12
 Hays County

Total

October	
Received	Given To
23	20
0	0
0	0
0	0
2	3
0	1
9	2
0	0
0	0
0	0
0	0
34	26

2025	
Received	Given To
214	192
0	1
0	0
0	0
20	26
0	9
102	21
3	4
1	0
0	2
0	0
340	255

Operations

Unscheduled OT Hours
 Sick and Vacation Hours Taken
 Injuries
 Injuries Lost Time Hours
 Volunteer Hours Contributed

October	2025
434	4,798
1,186	9,153
0	4
1	845
8	167

Special Projects Status

- We have experienced two extremes of weather concerns over the past several weeks. We had several days of extreme wildfire danger and are now in an area of concern for severe rainfall and potential flooding. We continue to be prepared through extra staffing when appropriate and ensuring our specialty equipment (swiftwater rescue, etc.) is on the trucks and ready when conditions warrant.
- We participated in a Public Forum for the Austin and Travis County Community Wildfire Protection Plan (CWPP) update on Wednesday, November 19. At last knowledge, there were over 50 attendees in the virtual meeting that included a very brief slide presentation and then questions and answer time with a panel. This effort will continue over the next year to update the existing CWPP.

Our 90th percentile response time this month was 10:49.
Our 50th percentile (median) response time this month was 6:18.

